



# Learning Disabilities and Autism **Forensic** Inpatient & Community Pathway



**Service User received a sentence  
and conditions of parole being met**




**Service User located in medium or  
low Security Prison**



**NHS England – Gatekeeping  
assessment to be completed by  
provider (appointed by NHS England)**

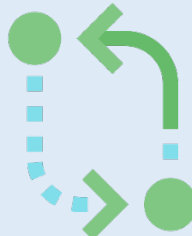
**Go to page 2 for next step**




Do they meet requirements of the **NHS England gateway pathway?**

Yes


No



**Note: Follow LD&A Complex Care Team pathway.**



Admitted to **Psychiatric hospital**. Treatment plan worked up, and receive treatment.



**Joint Assessment and Care Planning by Intensive Support Team, Social Care and Extra Contractual Resource Team.**

Go to page 3 for next step



**Plan**  
12 point discharge planning.




Are they being discharged to Prison?

Yes


No

Go to page 4



**HM PRISON SERVICE**  
Public Sector Prisons

Transfer to Prison or probation agreements met (End)



Are they suitable for **Intensive Support Team**?

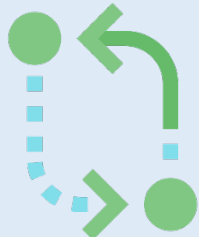
Yes

No

Go to page 5 for next step



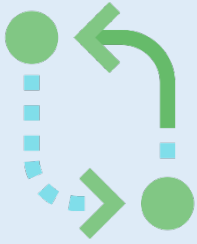
Supported to transition to **Intensive Support Team**.



Note: Follow **Intensive Support Team Pathway**



Supported to transition mainstream **Forensic Team**.



Note: Follow **Forensic Pathway**.

DRAFT