

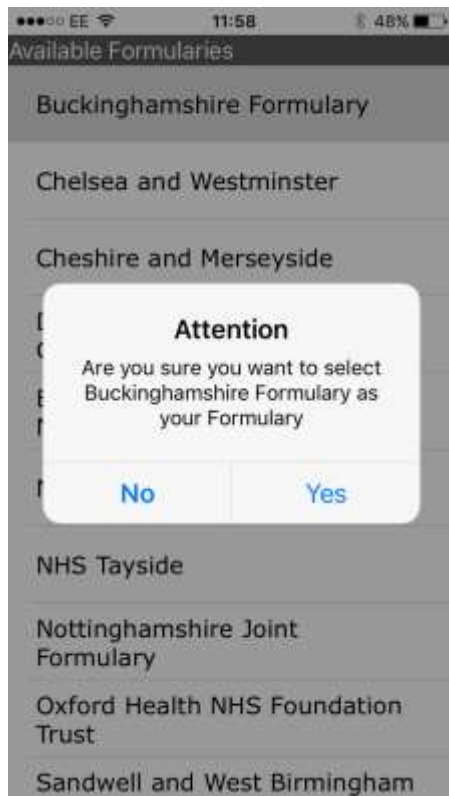


netFormulary V2 App for iOS and Android Smart Phones and Tablets.

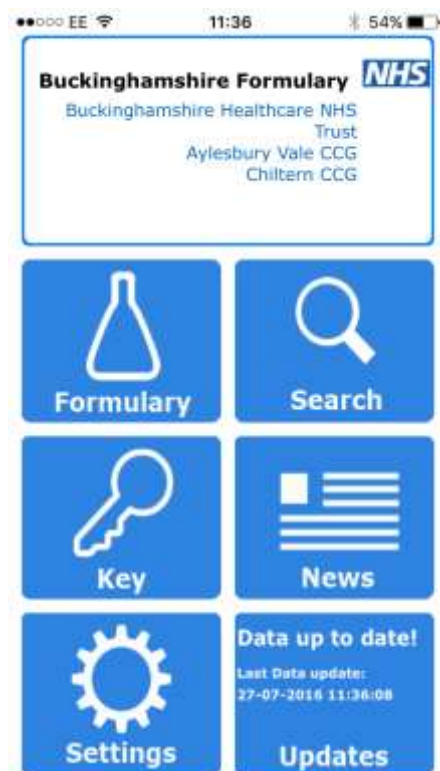
Search 'netformulary' in Apple App Store (iOS) or Google Play (Android). Don't be put off by it being listed as NHS Tayside. It is a medical App so has to be registered under 'NHS' but can only be registered under one organisation, which happens to be Tayside. Once the App is downloaded you will select your own Organisation.

During the set up process please be on a good WiFi connection throughout. Once the App has fully downloaded your Formulary and any Linked Files you may wish to choose (you are given this option at the download stage) you then have full access to all your Formulary information, even when you are not connected to the internet. If you wish to download Linked files at any stage you can do so by going into Updates and choosing the sections you wish to download files from.

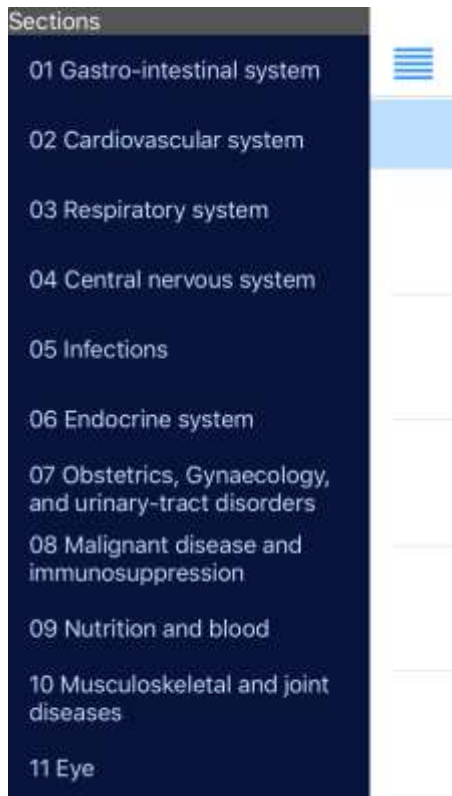
Once the App has downloaded you will be asked to select your Organisation – hit Ok.



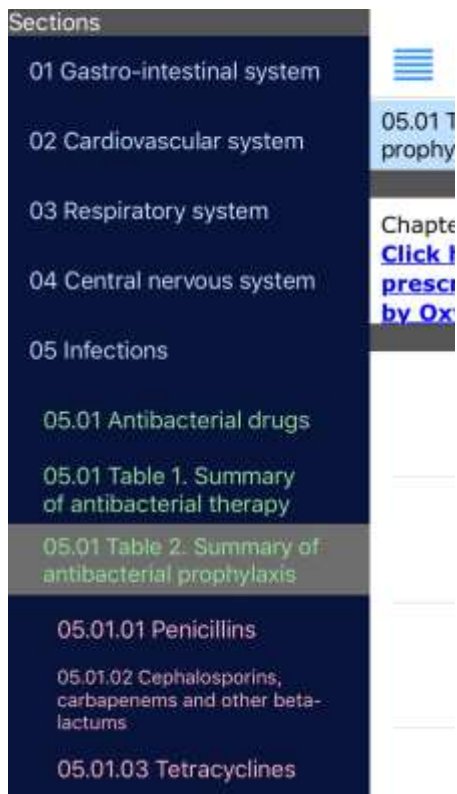
Scroll to find your organisation and hit 'Yes' to confirm. Your Formulary information will now start to update and you will be asked if you wish to download any Linked Files – you can choose not to download any, some or all. Depending on your WiFi speed, and the amount of data being downloaded, this process typically takes no more than a couple of minutes.



Welcome to your Home Page where you can now navigate around the App quickly and easily, Searching through your Formulary using quick key words in Search or by drilling down through your Chapters and sub chapters and into any associated Linked Files



Screens showing the familiar Chapters and sub sections that you can tap to drill down into then access the relevant Formulary information by either hitting the 'burger' menu (top right) or swiping your screen in the middle from right to left (a standard Smart phone action). The reverse actions will take you back into your Chapter listing.





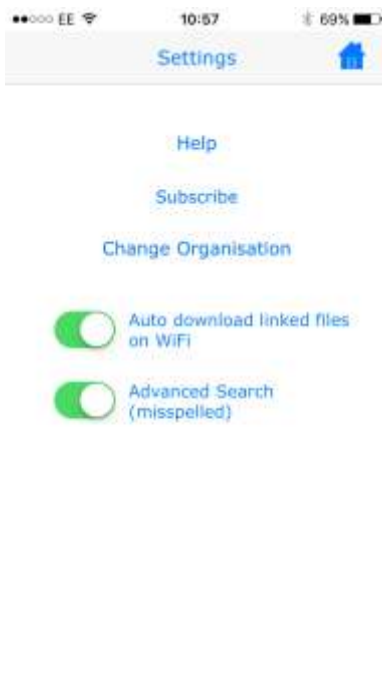
In Settings you can choose to turn on Advanced Search which allows intuitive Searching of drugs even if misspelt, as in this example.

Hit the Home icon to return back to your Home screen choices, where you can access your Formulary Key, News, Settings, Updates and check your last data update.

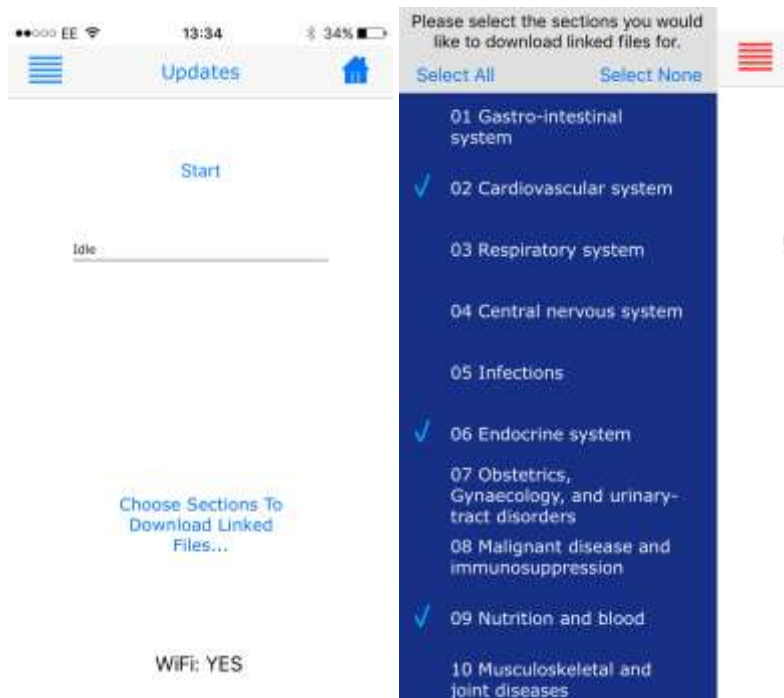
When changes are made to the Formulary, your App alerts you to recache (when on WiFi) and will automatically lock you out after a predetermined amount of days until you have updated your information.

Your Key shows the designated traffic light status icons set to your Formulary.

-  First Choice item
-  Non Formulary section
-  Cytotoxic Drug
-  Restricted Drug
-  Controlled Drug
-  Link to SPCs
-  Link to adult BNF
-  Link to childrens BNF
-  High Cost Medicines



Examples of News items saved to the device, Settings, Update options and selecting Linked file sections.



Added Value

1. All the latest up to date netFormulary information at your fingertips for quick and easy access for your prescribers – no internet connection required
2. All information cached to the device so reliance of WiFi/internet connection negated
3. netFormulary Administrator in control of all necessary updates with no extra work required to support the App – the App simply mirrors everything within your database and alerts the User to updates
4. Better and more accurate prescribing encouraging improved compliance
5. Cost savings to be made through more accurate prescribing
6. Time saving therefore cost saving – no need to search for an available pc or boot up times of desktop/laptop devices or rely on accessing information through your mobile device's browser
7. Continual support and updates to new iOS and Android devices and Operating Systems
8. No corporate rollout of devices required – Users download the App for free directly to their own iOS or Android device and cache their Regions Formulary
9. Recognizable touch screen function and navigation processes typical to Smart phones and Tablets across both these platforms
10. Region specific formulary information can be easily used to provide better outcomes and patient care
11. Cross 'border' information more efficient – new staff coming into the Region can be better encouraged to comply with your regions formulary rather than what might otherwise be easier or more familiar to them
12. New intakes educated quickly and effectively with the necessary formulary information
13. Using the most used technology portal to access essential information
14. An effective marketing tool that can be used by the Region to encourage best use of their information
15. Easy to use Home Screen with access to up to date news bulletins, linked files, traffic light key and update alerts